

Project		Catalog #		Type	
Prepared by		Notes		Date	



## Invue

### ClearCurve Pedestrian

Pedestrian Luminaire

#### Product Features



#### Product Certifications



#### Interactive Menu

- Ordering Information [page 2](#)
- Product Specifications [page 3](#)
- Energy and Performance Data [page 3](#)
- Control Options [page 15](#)

#### Quick Facts

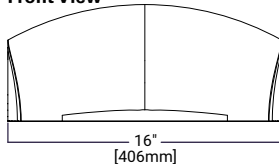
- Available with Visual Comfort or Discrete optics configurations
- Lumen packages range from 1,600 up to 12,000 lumens (18W - 110W)
- Efficacy up to 149 lumens per watt
- Standard quick mount arm with universal drill pattern

#### Connected Systems

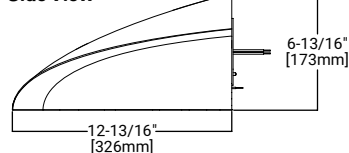
- WaveLinx

#### Dimensional Details

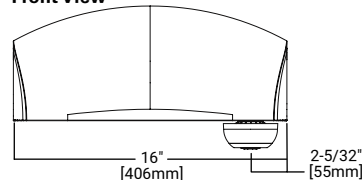
Front View



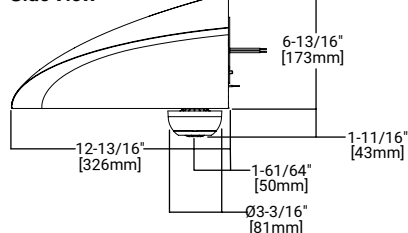
Side View



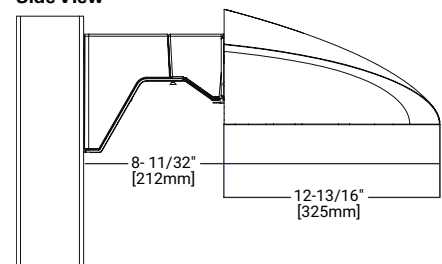
Front View



Side View



Side View



#### NOTES:

1. Visit <https://www.designlights.org/search/> to confirm qualification. All product variations are DLC qualified.

## Ordering Information

SAMPLE NUMBER: CCP-VA4-740-U-T4W-GM

Product Family <sup>1</sup>	Light Engine		Color Temperature	Voltage	Distribution	Finish				
	Visual Comfort Configurations									
<b>CCP</b> =ClearCurve Pedestrian <b>BAA-CCP</b> =ClearCurve Pedestrian Buy American Act Compliant <sup>28</sup> <b>TAA-CCP</b> =ClearCurve Pedestrian Trade Agreements Act Compliant <sup>28</sup>	<b>VA1</b> =Wavestream, 2,800 lumens <b>VA2</b> =Wavestream, 3,800 lumens <b>VA3</b> =Wavestream, 4,500 lumens <b>VA4</b> =Wavestream, 6,000 lumens <b>VA5</b> =Wavestream, 8,000 lumens <sup>2</sup> <b>VA6</b> =Wavestream, 10,000 lumens <sup>2</sup>  <table><tr><th>Discrete Configurations</th><th>Drive Current</th></tr><tr><td><b>SA1</b>=1 Light Square <b>SA2</b>=2 Light Squares</td><td><b>A</b>=350mA <b>B</b>=450mA <b>C</b>=615mA <b>D</b>=800mA <b>E</b>=1050mA <b>F</b>=1200mA <sup>3</sup></td></tr></table>		Discrete Configurations	Drive Current	<b>SA1</b> =1 Light Square <b>SA2</b> =2 Light Squares	<b>A</b> =350mA <b>B</b> =450mA <b>C</b> =615mA <b>D</b> =800mA <b>E</b> =1050mA <b>F</b> =1200mA <sup>3</sup>	<b>727</b> =70CRI, 2700K <b>730</b> =70CRI, 3000K <b>735</b> =70CRI, 3500K <b>740</b> =70CRI, 4000K <b>750</b> =70CRI, 5000K <b>760</b> =70CRI, 6000K <b>827</b> =80CRI, 2700K <b>830</b> =80CRI, 3000K <b>835</b> =80CRI, 3500K <b>840</b> =80CRI, 4000K <b>850</b> =80CRI, 5000K <b>AMB</b> =Amber 590nm <sup>25</sup>	<b>U</b> =Universal, 120-277V <b>1</b> =120V <b>2</b> =208V <b>3</b> =240V <b>4</b> =277V <b>8</b> =480V <sup>4</sup> <b>9</b> =347V	<b>T1</b> =Type I <sup>5</sup> <b>T2</b> =Type II <b>T3</b> =Type III <b>T4FT</b> =Type IV Forward Throw <b>T4W</b> =Type IV Wide <b>SL2</b> =Type II w/Spill Control <sup>5</sup> <b>SL3</b> =Type III w/Spill Control <sup>5</sup> <b>SL4</b> =Type IV w/Spill Control <sup>5</sup> <b>SLL</b> =90° Spill Light Eliminator Left <sup>5</sup> <b>SLR</b> =90° Spill Light Eliminator Right <sup>5</sup>	<b>AP</b> =Grey <b>BZ</b> =Bronze <b>BK</b> =Black <b>DP</b> =Dark Platinum <b>GM</b> =Graphite Metallic <b>WH</b> =White
Discrete Configurations	Drive Current									
<b>SA1</b> =1 Light Square <b>SA2</b> =2 Light Squares	<b>A</b> =350mA <b>B</b> =450mA <b>C</b> =615mA <b>D</b> =800mA <b>E</b> =1050mA <b>F</b> =1200mA <sup>3</sup>									
Options (Add as Suffix)				Accessories (Order Separately)						
<b>F</b> = Single Fuse (120V, 277V or 347V. Must Specify Voltage) <b>FF</b> = Double Fuse (208, 240, or 480V. Must Specify Voltage) <b>10MSP</b> = 10kV MOV Surge Protective Device <b>20MSP</b> = 20kV MOV Surge Protective Device <b>20K</b> = 20kV UL 1449 Fused Surge Protective Device <b>2L</b> = Two Circuits <sup>5,6</sup> <b>L90</b> = Optics Rotated 90° Left <sup>5</sup> <b>R90</b> = Optics Rotated 90° Right <sup>5</sup> <b>HSS</b> = House Side Shield (Factory Installed) <sup>5,9</sup> <b>HA</b> = 50°C High Ambient Temperature <sup>10</sup> <b>TR</b> = Tamper Resistant Hardware <b>CC</b> = Coastal Construction <sup>11</sup> <b>DALI</b> = DALI Driver <b>BPC</b> = Button Type Photocontrol <sup>12</sup> <b>PR</b> = NEMA 3-PIN Twistlock Photocontrol Receptacle <sup>14</sup> <b>PR7</b> = NEMA 7-PIN Twistlock Photocontrol Receptacle <sup>14</sup> <b>AHD145</b> = After Hours Dim, 5 Hours <sup>15</sup> <b>AHD245</b> = After Hours Dim, 6 Hours <sup>15</sup> <b>AHD255</b> = After Hours Dim, 7 Hours <sup>15</sup> <b>AHD355</b> = After Hours Dim, 8 Hours <sup>15</sup> <b>MS/DIM-L08</b> = Motion Sensor for Dimming Operation, Up to 8' Mounting Height <sup>12,16</sup> <b>MS/DIM-L20</b> = Motion Sensor for Dimming Operation, 9' - 20' Mounting Height <sup>12,16</sup> <b>SPB1</b> = Motion Sensor for Dimming Operation, BLE Interface, Up to 8' Mounting Height <sup>12,17</sup> <b>SPB2</b> = Motion Sensor for Dimming Operation, BLE Interface, 8' - 20' Mounting Height <sup>12,17</sup> <b>ZD</b> = DALI-enabled 4-PIN Zhaga Receptacle <sup>12,18,19</sup> <b>ZW</b> = Wavelinx-enabled 4-PIN Zhaga Receptacle <sup>12,18,19</sup> <b>SWPD4XX</b> = Wavelinx Wireless Sensor, 7' - 15' Mounting Height <sup>12,18,19,20</sup> ; replace XX with sensor color (WH, BX or BK) <b>SWPD5XX</b> = Wavelinx Wireless Sensor, 15' - 40' Mounting Height <sup>12,18,19,20</sup> ; replace XX with sensor color (WH, BX or BK) <b>FADC</b> = Field Adjustable Dimming Control <sup>26</sup> <b>X</b> = No surge protector  <b>EMERGENCY OPTIONS (choose only one)</b> <b>EBP</b> = Emergency Battery Pack (Ambient Temp, 0° to 40°C) <sup>7,8,13,27</sup> <b>CBP</b> = Cold Weather Emergency Battery Pack (Ambient Temp, -20° to 40°C) <sup>7,8,13,27</sup> <b>CBP-CEC</b> = Cold Weather Emergency Battery Pack, CEC Compliant (Ambient Temp, -20° to 40°C) <sup>7,8,13,27</sup> <b>ITS</b> = Internal Transfer Switch, UL Recognized Component <sup>7,13</sup>				<b>OA/RA1013</b> = Photocontrol Shorting Cap <b>OA/RA1014</b> = NEMA Photocontrol - 120V <b>OA/RA1016</b> = NEMA Photocontrol - Multi-Tap 105-285V <b>OA/RA1201</b> = NEMA Photocontrol - 347V <b>OA/RA1027</b> = NEMA Photocontrol - 480V <b>WRGX</b> = Wireguard for qty "X" Lightsquares <sup>5</sup> <b>BB/CCXX</b> = Back Box with 3/4 NPT (replace XX with color selection) <b>BB-BPC/CCXX</b> = Back Box with 3/4 NPT and button PC (replace XX with color selection) <sup>12,26</sup> <b>LS/HSS</b> = House Side Shield <sup>5,22</sup> <b>FSIR-100</b> = Wireless Configuration Tool for Motion Sensor <sup>23</sup> <b>SWPD4-XX</b> = Wavelinx Wireless Sensor, 7' - 15' Mounting Height <sup>12,18,19,21</sup> ; replace XX with sensor color (WH, BX or BK) <b>SWPD5-XX</b> = Wavelinx Wireless Sensor, 15' - 40' Mounting Height <sup>12,18,19,21</sup> ; replace XX with sensor color (WH, BX or BK) <b>WOLC-7P-10A</b> = WaveLinx Outdoor Control Module (7-PIN) <sup>24</sup> <b>BB-ZW/CCXX</b> = Back Box with 3/4" NPT and Wavelinx enabled 4-PIN Twistlock Receptacle (replace XX with color selection) <sup>26</sup> <b>BB-FADC/CCXX</b> = Field Adjustable Dimming Control (replace XX with color selection) <sup>26</sup> <b>POLE-MT-kit-XX</b> = Pole Mount Arm (replace XX with color selection to match fixture)						
<b>NOTES:</b> 1. DesignLights Consortium® Qualified. Refer to www.designlights.org Qualified Products List under Family Models for details. 2. Only available with Type IV Wide (T4W) distribution. 3. Not available with 2 Light Squares (SA2x). 4. Only for use with 480V Wye systems. Per NEC, not for use with ungrounded systems, impedance grounded systems or corner grounded systems (commonly known as Three Phase Three Wire Delta, Three Phase High Leg Delta and Three Phase Corner Grounded Delta systems). 5. Not available with Visual Comfort Light Engines (VAX) 6. Not available with 1 Light Square (SA1x). 7. Not available with other emergency options (EBP, CBP, CBP-CEC, or ITS). 8. 120V or 277V only. Must specify voltage. 9. Light Square trim plate will be painted Black when HSS option is selected. 10. Not available with VA6 or SA2E Light Engine. Not available with emergency options (EBP, CBP, or CBP-CEC). Not available with AMB (amber leds) 11. Light Square configuration only. The finish is tested per ASTM B117. Scribe rating of 7 per ASTM D1654. 12. For voltages above 277V, must specify voltage. Cannot select voltage ranges H or C. 13. Not available with VA6 or SA2E Light Engines. 14. If 347-480V (H) or 277-480V (C) voltage is specified, use a photocontrol that matches the input voltage used (either 277V, 347V, or 480V). 15. Requires the use of photocontrol (BPC). See After Hours Dim supplemental guide for additional information. 16. Utilizes the Wattstopper sensor FSP-211. Sensor color white unless specified otherwise via PDR. 17. Utilizes the Wattstopper sensor FSP-3x1. Sensor color determined by product finish. See reference table. 18. Sensor passive infrared (PIR) may be overly sensitive when operating below -20°C (-4°F). 19. In order for the device to be field-configurable, requires WAC Gateway components WAC-PoE and WPOE-120 in appropriate quantities. Only compatible with WaveLinx system and software and requires system components to be installed for operation. See website for more Wavelinx application information. 20. Not available with Back Box. 21. Requires 4-PIN twistlock receptacle option (ZD or ZW) option. 22. Must order one per Light Square when ordering as a field-installable accessory (1 or 2). 23 This tool enables adjustment to Motion Sensor (MS) parameters including high and low modes, sensitivity, time delay, cutoff and more. Consult your lighting representative for more information. 24. Requires 7-PIN NEMA twistlock photocontrol receptacle (PR7) option. The WOLC-7 cannot be used in conjunction with other controls systems (MS, ZD, or ZW). Only for use at 120-347V. 25. Use for wildlife and observatory (Narrow-band 590nm +/- 5nm). Choose drive current B for SA1 or SA2. Choose lumen package VA2 for T2, T3, and T4FT, choose VA5 for T4W. Not available with 2L option. 26. Not available with DALI, PR7, MS/DIM, SPB1, SPB2, ZD, ZW, SWPD (any sensors or network dimming control devices). 27. Battery systems are UL924 Listed 28. Product configurations with these designated prefixes are built to be compliant with the Buy American Act of 1933 (BAA) or Trade Agreements Act of 1979 (TAA), respectively. Please refer to DOMESTIC PREFERENCE for more information. Components shipped separately may be separately analyzed under domestic preference requirements.										

DRC

## Product Specifications

### Construction

- Low copper content, die-cast aluminum housing provides a clean smooth aesthetic
- Patent pending housing design
- IP66 rated
- 3G vibration rated

### Optics

- Visual Comfort WaveStream™ technology or high-efficiency injection-molded AccuLED
- Comprehensive range of Color Temperature choices
- Visual Comfort - Four optical distributions utilizing patented visual comfort WaveStream™ technology
- Visual Comfort - 6 lumen packages, ranging from 2,800 to 10,000 lumens
- AccuLED – 18 distributions including HSS shielding
- AccuLED – 11 lumen packages, ranging from 1,600 to 12,000 lumens
- AccuLED - Patented, high-efficiency injection molded AccuLED Optics technology

### Electrical

- Approx. 90% lumen maintenance at 60,000 hours
- 120-277V 50/60Hz, 347V 60Hz or 480V 60Hz operation
- 10kV surge module standard
- 10MSP, 20MSP, 20kv and X are optional
- Standard with 0-10V dimming
- Suitable for operation in -40°C to 40°C ambient environment
- Optional 50°C high ambient (HA) configuration available

### Mounting

- Versatile, patented standard quick mount arm accommodates drill patterns ranging from 1-1/2" to 4-7/8" (Type M drilling recommended for new installations)

### Finish

- Finishes include white, black, bronze, gray, dark platinum and graphite metallic
- RAL and custom color matches available
- Super housing durable TGIC polyester powder coat paint, 2.5 mil nominal thickness
- Coastal Construction (CC) option available, providing 5,000 hour salt spray rating per ASTM B117, with a scribe rating of 9 per ASTM D1654

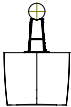
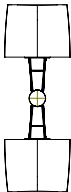
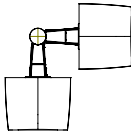
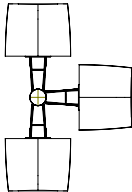
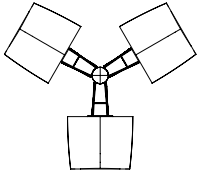
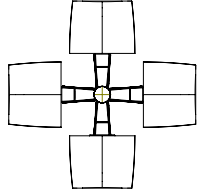
### Warranty

- Five year warranty

#### Approximate Fixture Weight

23.0 lbs

## Mounting Data

Effective Projected Area (EPA - Sq. Ft.)						
Configuration	Single	2 @ 180°	2 @ 90°	3 @ 90°	3 @ 120°	4 @ 90°
EPA (Sq. Ft.)	0.92	1.92	1.62	2.39	2.13	2.39

DRC

## Energy and Performance Data

## VA Performance

[Supplemental Performance Guide](#)

Lumen Package	VA1	VA2	VA3	VA4	VA5	VA6
Power Wattage (Watts)*	28.5W	41W	49W	58.6W	78W	106W
Input Current (mA) @120V	240	340	406	493	676	933
Input Current (mA) @277V	105	148	175	221	285	388
Power Wattage (Watts)*	31.5W	44W	53.5W	65W	83W	115W
Input Current (mA) @347V	93	125	155	188	237	321
Input Current (mA) @480V	67	92	114	138	175	243

## SA Performance

[Supplemental Performance Guide](#)

Lumen Package	SA1A (350mA)	SA1B (450mA)	SA1C (615mA)	SA1D (800mA)	SA1E (1050mA)	SA1F (1200mA)	SA2A (350mA)	SA2B (450mA)	SA2C (615mA)	SA2D (800mA)	SA2E (1050mA)
Power Wattage (Watts)*	18W	24W	32W	44W	59W	67W	37W	47W	64W	84W	111W
Input Current (mA) @120V	150	200	270	370	490	564	320	400	538	700	925
Input Current (mA) @277V	72	90	120	162	210	251	150	184	236	303	397
Power Wattage (Watts)*	21W	26.5W	35W	47W	61.5W	72W	42W	53W	70W	89W	116W
Input Current (mA) @347V	63	78	100	135	180	210	123	154	201	257	335
Input Current (mA) @480V	45	57	75	99	131	153	90	113	147	188	245

DRC

## Energy and Performance Data

## VA Performance

[Supplemental Performance Guide](#)

CCT	Optics		VA1	VA2	VA3	VA4	VA5	VA6
730	T2 (Type II)	Lumens	2,709	3,627	4,290	5,519	--	--
		Lumens per Watt	90.9	90	89	85	--	--
		BUG Rating	B2-U0-G2	B2-U0-G2	B2-U0-G2	B2-U0-G3	--	--
	T3 (Type III)	Lumens	2,765	3,701	4,377	5,631	--	--
		Lumens per Watt	92	90	90	87.2	--	--
		BUG Rating	B2-U0-G2	B2-U0-G2	B2-U0-G2	B2-U0-G3	--	--
	T4FT (Type IV Forward Throw)	Lumens	3,230	4,368	5,116	6,257	--	--
		Lumens per Watt	107	107	104	97	--	--
		BUG Rating	B1-U0-G1	B1-U0-G2	B1-U0-G2	B2-U0-G2	--	--
	T4W (Type IV Wide)	Lumens	3,122	4,254	5,049	6,140	7,720	9,785
		Lumens per Watt	108	109	108	107	104	96.8
		BUG Rating	B1-U0-G1	B2-U0-G2	B2-U0-G2	B2-U0-G2	B2-U0-G3	B2-U0-G3
740	T2 (Type II)	Lumens	2,794	3,741	4,424	5,692	--	--
		Lumens per Watt	93.8	92	92	88	--	--
		BUG Rating	B2-U0-G2	B2-U0-G2	B2-U0-G2	B2-U0-G3	--	--
	T3 (Type III)	Lumens	2,851	3,817	4,514	5,807	--	--
		Lumens per Watt	95	93	92	89.9	--	--
		BUG Rating	B2-U0-G2	B2-U0-G2	B2-U0-G2	B2-U0-G3	--	--
	T4FT (Type IV Forward Throw)	Lumens	3,332	4,505	5,276	6,453	--	--
		Lumens per Watt	110	111	108	99.9	--	--
		BUG Rating	B1-U0-G1	B1-U0-G2	B2-U0-G2	B2-U0-G2	--	--
	T4W (Type IV Wide)	Lumens	3,220	4,388	5,207	6,332	7,961	10,091
		Lumens per Watt	111	112	111	110	107	99.8
		BUG Rating	B1-U0-G1	B2-U0-G2	B2-U0-G2	B2-U0-G2	B2-U0-G3	B2-U0-G3
827	T2 (Type II)	Lumens	2,452	3,282	3,882	4,995	--	--
		Lumens per Watt	82.3	81	80	77	--	--
		BUG Rating	B1-U0-G1	B2-U0-G2	B2-U0-G2	B2-U0-G2	--	--
	T3 (Type III)	Lumens	2,502	3,349	3,961	5,096	--	--
		Lumens per Watt	83	82	81	78.9	--	--
		BUG Rating	B1-U0-G1	B2-U0-G2	B2-U0-G2	B2-U0-G2	--	--
	T4FT (Type IV Forward Throw)	Lumens	2,924	3,954	4,630	5,662	--	--
		Lumens per Watt	97	97	94	87.7	--	--
		BUG Rating	B1-U0-G1	B1-U0-G1	B1-U0-G2	B2-U0-G2	--	--
	T4W (Type IV Wide)	Lumens	2,826	3,850	4,569	5,557	6,986	8,856
		Lumens per Watt	97	98	98	97	94	87.6
		BUG Rating	B1-U0-G1	B2-U0-G2	B2-U0-G2	B2-U0-G2	B2-U0-G2	B2-U0-G3
830	T2 (Type II)	Lumens	2,542	3,404	4,026	5,179	--	--
		Lumens per Watt	85	84	83	80	--	--
		BUG Rating	B1-U0-G1	B2-U0-G2	B2-U0-G2	B2-U0-G3	--	--
	T3 (Type III)	Lumens	2,595	3,473	4,108	5,284	--	--
		Lumens per Watt	86	85	84	81.8	--	--
		BUG Rating	B1-U0-G1	B2-U0-G2	B2-U0-G2	B2-U0-G2	--	--
	T4FT (Type IV Forward Throw)	Lumens	3,031	4,099	4,801	5,871	--	--
		Lumens per Watt	100	101	98	90.9	--	--
		BUG Rating	B1-U0-G1	B1-U0-G1	B1-U0-G2	B2-U0-G2	--	--
	T4W (Type IV Wide)	Lumens	2,930	3,992	4,738	5,762	7,244	9,182
		Lumens per Watt	101	102	101	100	98	90.8
		BUG Rating	B1-U0-G1	B2-U0-G2	B2-U0-G2	B2-U0-G2	B2-U0-G2	B2-U0-G3

DRC

## Energy and Performance Data

## VA Performance

[Supplemental Performance Guide](#)

CCT	Optics		VA1	VA2	VA3	VA4	VA5	VA6
835	T2 (Type II)	Lumens	2,588	3,464	4,097	5,271	--	--
		Lumens per Watt	86.8	86	85	82	--	--
		BUG Rating	B2-U0-G2	B2-U0-G2	B2-U0-G2	B2-U0-G3	--	--
	T3 (Type III)	Lumens	2,641	3,535	4,181	5,378	--	--
		Lumens per Watt	88	86	86	83.3	--	--
		BUG Rating	B1-U0-G1	B2-U0-G2	B2-U0-G2	B2-U0-G2	--	--
	T4FT (Type IV Forward Throw)	Lumens	3,085	4,172	4,886	5,976	--	--
		Lumens per Watt	102	103	100	92.5	--	--
		BUG Rating	B1-U0-G1	B1-U0-G1	B1-U0-G2	B2-U0-G2	--	--
	T4W (Type IV Wide)	Lumens	2,982	4,064	4,822	5,864	7,373	9,346
		Lumens per Watt	103	104	103	102	99	92.4
		BUG Rating	B1-U0-G1	B2-U0-G2	B2-U0-G2	B2-U0-G2	B2-U0-G2	B2-U0-G3

## SA Performance

[Supplemental Performance Guide](#)

CCT	Optics		1A (350mA)	1B (450mA)	1C (600mA)	1D (800mA)	1E (1050mA)	1F (1200mA)	2A (350mA)	2B (450mA)	2C (600mA)	2D (800mA)	2E (1050mA)
730	T1 (Type I)	Lumens	2,208	2,768	3,546	4,618	5,651	5,906	5,132	6,435	8,243	10,357	11,252
		Lumens per Watt	121	118	111	106	98	94	141	137	129	124	103
		BUG Rating	B1-U0-G1	B2-U0-G2	B2-U0-G2	B2-U0-G2	B3-U0-G3	B3-U0-G3	B2-U0-G2	B3-U0-G3	B3-U0-G3	B3-U0-G3	B3-U0-G3
	T2 (Type II)	Lumens	2,220	2,784	3,566	4,644	5,683	5,939	5,161	6,471	8,289	10,415	11,316
		Lumens per Watt	122	119	111.4	106.3	98.8	95	141.8	138.3	129.5	125	103.5
		BUG Rating	B1-U0-G1	B1-U0-G1	B1-U0-G1	B1-U0-G1	B1-U0-G1	B1-U0-G2	B1-U0-G1	B1-U0-G2	B2-U0-G2	B2-U0-G2	B2-U0-G2
	T2-HSS (Type II House Side Shield)	Lumens	1,609	2,018	2,585	3,366	4,120	4,305	3,741	4,691	6,009	7,550	8,203
		Lumens per Watt	88.4	86.2	80.8	77	71.6	68.9	102.8	100.2	93.9	90.6	75
		BUG Rating	B0-U0-G1	B0-U0-G1	B1-U0-G1	B1-U0-G1	B1-U0-G1	B1-U0-G1	B1-U0-G1	B1-U0-G1	B1-U0-G1	B1-U0-G2	B1-U0-G2
	T3 (Type III)	Lumens	2,249	2,820	3,612	4,704	5,756	6,016	5,227	6,554	8,396	10,549	11,462
		Lumens per Watt	123.6	120.5	112.9	107.6	100.1	96.3	143.6	140	131.2	126.6	104.9
		BUG Rating	B1-U0-G1	B1-U0-G1	B1-U0-G1	B1-U0-G1	B1-U0-G2	B1-U0-G2	B1-U0-G1	B1-U0-G2	B2-U0-G2	B2-U0-G2	B2-U0-G2
	T3-HSS (Type III House Side Shield)	Lumens	1,622	2,034	2,606	3,393	4,153	4,340	3,771	4,728	6,057	7,610	8,268
		Lumens per Watt	89.1	86.9	81.4	77.6	72.2	69.4	103.6	101	94.6	91.4	75.6
		BUG Rating	B0-U0-G0	B0-U0-G1	B0-U0-G1	B1-U0-G1	B1-U0-G1	B1-U0-G1	B1-U0-G1	B1-U0-G2	B1-U0-G2	B1-U0-G2	B1-U0-G2
	T4FT (Type IV Forward Throw)	Lumens	2,224	2,789	3,572	4,652	5,693	5,950	5,170	6,482	8,304	10,434	11,336
		Lumens per Watt	122.2	119.2	111.6	106.5	99	95.2	142	138.5	129.8	125.3	103.7
		BUG Rating	B1-U0-G1	B1-U0-G1	B1-U0-G2	B1-U0-G2	B1-U0-G2	B1-U0-G2	B1-U0-G2	B1-U0-G2	B2-U0-G3	B2-U0-G3	B2-U0-G3
	T4FT-HSS (Type IV Forward Throw House Side Shield)	Lumens	1,613	2,023	2,591	3,374	4,129	4,315	3,750	4,702	6,023	7,568	8,222
		Lumens per Watt	88.6	86.4	81	77.2	71.8	69	103	100.5	94.6	91.4	75.6
		BUG Rating	B0-U0-G1	B0-U0-G1	B0-U0-G1	B1-U0-G1	B1-U0-G2	B1-U0-G2	B1-U0-G1	B1-U0-G2	B1-U0-G2	B1-U0-G2	B1-U0-G2

Energy and Performance Data

SA Performance

 Supplemental Performance Guide

CCT	Optics		1A (350mA)	1B (450mA)	1C (600mA)	1D (800mA)	1E (1050mA)	1F (1200mA)	2A (350mA)	2B (450mA)	2C (600mA)	2D (800mA)	2E (1050mA)
730	T4W (Type IV Wide)	Lumens	2,242	2,810	3,600	4,688	5,737	5,996	5,210	6,533	8,369	10,515	11,424
		Lumens per Watt	123.2	120.1	112.5	107.3	99.8	95.9	143.1	139.6	130.8	126.2	104.5
		BUG Rating	B1-U0-G1	B1-U0-G1	B1-U0-G1	B1-U0-G2	B1-U0-G2	B1-U0-G2	B1-U0-G2	B1-U0-G2	B2-U0-G2	B2-U0-G3	B2-U0-G3
	T4W-HSS (Type IV Wide House Side Shield)	Lumens	1,624	2,037	2,609	3,397	4,158	4,345	3,776	4,734	6,065	7,620	8,279
		Lumens per Watt	89.2	87	81.5	77.7	72.3	69.5	103.7	101.2	94.8	91.5	75.7
		BUG Rating	B0-U0-G1	B0-U0-G1	B0-U0-G1	B0-U0-G1	B1-U0-G2	B1-U0-G2	B0-U0-G1	B1-U0-G2	B1-U0-G2	B1-U0-G2	B1-U0-G2
	SL2 (Type II w/ Spill Control)	Lumens	2,203	2,762	3,538	4,608	5,639	5,893	5,121	6,421	8,226	10,335	11,229
		Lumens per Watt	121	118	110.6	105.4	98.1	94.3	140.7	137.2	128.5	124.1	102.7
		BUG Rating	B1-U0-G1	B1-U0-G1	B1-U0-G2	B1-U0-G2	B1-U0-G2	B1-U0-G2	B1-U0-G2	B1-U0-G2	B2-U0-G3	B2-U0-G3	B2-U0-G3
	SL2-HSS (Type II w/ Spill Control, House Side Shield)	Lumens	1,785	2,238	2,867	3,734	4,570	4,776	4,150	5,203	6,665	8,375	9,099
		Lumens per Watt	98.1	95.7	89.6	85.4	79.5	76.4	114	111.2	104.1	100.5	83.2
		BUG Rating	B0-U0-G1	B0-U0-G1	B1-U0-G1	B1-U0-G1	B1-U0-G1	B1-U0-G1	B1-U0-G1	B1-U0-G2	B1-U0-G2	B1-U0-G2	B1-U0-G2
	SL3 (Type III w/ Spill Control)	Lumens	2,200	2,759	3,534	4,602	5,632	5,886	5,115	6,413	8,216	10,322	11,215
		Lumens per Watt	120.9	117.9	110.4	105.3	98	94.2	140.5	137	128.4	123.9	102.6
		BUG Rating	B1-U0-G1	B1-U0-G1	B1-U0-G2	B1-U0-G2	B1-U0-G2	B1-U0-G2	B1-U0-G2	B1-U0-G2	B1-U0-G3	B2-U0-G3	B2-U0-G3
	SL3-HSS (Type III w/ Spill Control, House Side Shield)	Lumens	1,835	2,300	2,947	3,838	4,696	4,908	4,265	5,348	6,850	8,607	9,351
		Lumens per Watt	100.8	98.3	92.1	87.8	81.7	78.5	117.2	114.3	107	103.3	85.6
		BUG Rating	B0-U0-G1	B0-U0-G1	B1-U0-G1	B1-U0-G1	B1-U0-G1	B1-U0-G2	B1-U0-G1	B1-U0-G2	B1-U0-G2	B1-U0-G2	B1-U0-G2
	SL4 (Type III w/ Spill Control)	Lumens	2,164	2,714	3,476	4,527	5,540	5,789	5,031	6,308	8,080	10,153	11,031
		Lumens per Watt	118.9	116	108.6	103.6	96.3	92.6	138.2	134.8	126.3	121.9	100.9
		BUG Rating	B0-U0-G1	B1-U0-G1	B1-U0-G1	B1-U0-G2	B1-U0-G2	B1-U0-G2	B1-U0-G2	B1-U0-G2	B1-U0-G2	B1-U0-G3	B1-U0-G3
	SL4-HSS (Type III w/ Spill Control, House Side Shield)	Lumens	1,834	2,299	2,945	3,836	4,694	4,906	4,263	5,345	6,847	8,603	9,347
		Lumens per Watt	100.8	98.3	92	87.8	81.6	78.5	117.1	114.2	107	103.3	85.5
		BUG Rating	B0-U0-G1	B0-U0-G1	B0-U0-G1	B1-U0-G1	B1-U0-G2	B1-U0-G2	B1-U0-G1	B1-U0-G2	B1-U0-G2	B1-U0-G2	B1-U0-G2
	SLR (90° Spill Light Eliminator Right)	Lumens	1,925	2,413	3,091	4,026	4,927	5,149	4,474	5,610	7,186	9,029	9,810
		Lumens per Watt	105.8	103.1	96.6	92.1	85.7	82.4	122.9	119.9	112.3	108.4	89.7
		BUG Rating	B0-U0-G1	B1-U0-G1	B1-U0-G1	B1-U0-G2	B1-U0-G2	B1-U0-G2	B1-U0-G2	B1-U0-G2	B1-U0-G3	B1-U0-G3	B2-U0-G3
	SLR-HSS (90° Spill Light Eliminator Right, House Side Shield)	Lumens	1,596	2,001	2,563	3,337	4,084	4,268	3,709	4,651	5,958	7,485	8,133
		Lumens per Watt	87.7	85.5	80.1	76.4	71	68.3	101.9	99.4	93.1	89.9	74.4
		BUG Rating	B0-U0-G1	B0-U0-G1	B1-U0-G1	B1-U0-G1	B1-U0-G1	B1-U0-G1	B1-U0-G1	B1-U0-G1	B1-U0-G2	B1-U0-G2	B1-U0-G2
	SLL (90° Spill Light Eliminator Left)	Lumens	1,925	2,413	3,091	4,026	4,927	5,149	4,474	5,610	7,186	9,029	9,810
		Lumens per Watt	105.8	103.1	96.6	92.1	85.7	82.4	122.9	119.9	112.3	108.4	89.7
		BUG Rating	B0-U0-G1	B1-U0-G1	B1-U0-G1	B1-U0-G2	B1-U0-G2	B1-U0-G2	B1-U0-G2	B1-U0-G2	B1-U0-G3	B1-U0-G3	B2-U0-G3
	SLL-HSS (90° Spill Light Eliminator Left, House Side Shield)	Lumens	1,596	2,001	2,563	3,337	4,084	4,268	3,709	4,651	5,958	7,485	8,133
		Lumens per Watt	87.7	85.5	80.1	76.4	71	68.3	101.9	99.4	93.1	89.9	74.4
		BUG Rating	B0-U0-G1	B0-U0-G1	B1-U0-G1	B1-U0-G1	B1-U0-G1	B1-U0-G1	B1-U0-G1	B1-U0-G1	B1-U0-G2	B1-U0-G2	B1-U0-G2

DRC

## Energy and Performance Data

## SA Performance

 Supplemental Performance Guide

CCT	Optics		1A (350mA)	1B (450mA)	1C (600mA)	1D (800mA)	1E (1050mA)	1F (1200mA)	2A (350mA)	2B (450mA)	2C (600mA)	2D (800mA)	2E (1050mA)
740	T1 (Type I)	Lumens	2,292	2,874	3,681	4,794	5,867	6,132	5,328	6,680	8,558	10,752	11,682
		Lumens per Watt	126	123	115	110	102	98	146	143	134	129	107
		BUG Rating	B1-U0-G1	B2-U0-G2	B2-U0-G2	B2-U0-G2	B3-U0-G3	B3-U0-G3	B3-U0-G3	B3-U0-G3	B3-U0-G3	B3-U0-G3	B3-U0-G3
	T2 (Type II)	Lumens	2,305	2,890	3,702	4,821	5,900	6,166	5,358	6,718	8,606	10,813	11,748
		Lumens per Watt	126.6	123.5	115.7	110.3	102.6	98.7	147.2	143.5	134.5	129.8	107.5
		BUG Rating	B1-U0-G1	B1-U0-G1	B1-U0-G1	B1-U0-G1	B1-U0-G2	B1-U0-G2	B1-U0-G1	B1-U0-G2	B2-U0-G2	B2-U0-G2	B2-U0-G2
	T2-HSS (Type II House Side Shield)	Lumens	1,671	2,095	2,684	3,495	4,277	4,470	3,884	4,870	6,239	7,838	8,516
		Lumens per Watt	91.8	89.5	83.9	80	74.4	71.5	106.7	104.1	97.5	94.1	77.9
		BUG Rating	B0-U0-G1	B0-U0-G1	B1-U0-G1	B1-U0-G1	B1-U0-G1	B1-U0-G1	B1-U0-G1	B1-U0-G1	B1-U0-G2	B1-U0-G2	B1-U0-G2
	T3 (Type III)	Lumens	2,335	2,927	3,750	4,883	5,976	6,246	5,427	6,805	8,717	10,953	11,900
		Lumens per Watt	128.3	125.1	117.2	111.7	103.9	99.9	149.1	145.4	136.2	131.5	108.9
		BUG Rating	B1-U0-G1	B1-U0-G1	B1-U0-G1	B1-U0-G1	B1-U0-G2	B1-U0-G2	B1-U0-G2	B1-U0-G2	B2-U0-G2	B2-U0-G2	B2-U0-G2
	T3-HSS (Type III House Side Shield)	Lumens	1,684	2,112	2,705	3,523	4,311	4,506	3,915	4,909	6,288	7,901	8,584
		Lumens per Watt	92.5	90.2	84.5	80.6	75	72.1	107.6	104.9	98.3	94.9	78.5
		BUG Rating	B0-U0-G1	B0-U0-G1	B0-U0-G1	B1-U0-G1	B1-U0-G1	B1-U0-G1	B1-U0-G1	B1-U0-G2	B1-U0-G2	B1-U0-G2	B1-U0-G2
	T4FT (Type IV Forward Throw)	Lumens	2,309	2,895	3,709	4,830	5,911	6,177	5,368	6,730	8,622	10,833	11,769
		Lumens per Watt	126.9	123.7	115.9	110.5	102.8	98.8	147.5	143.8	134.7	130	107.7
		BUG Rating	B1-U0-G1	B1-U0-G1	B1-U0-G2	B1-U0-G2	B1-U0-G2	B1-U0-G2	B1-U0-G2	B1-U0-G2	B2-U0-G3	B2-U0-G3	B2-U0-G3
	T4FT-HSS (Type IV Forward Throw House Side Shield)	Lumens	1,675	2,100	2,690	3,503	4,287	4,480	3,893	4,881	6,253	7,857	8,536
		Lumens per Watt	92	89.7	84.1	80.2	74.6	71.7	107	104.3	97.7	94.3	78.1
		BUG Rating	B0-U0-G1	B0-U0-G1	B0-U0-G1	B1-U0-G1	B1-U0-G2	B1-U0-G2	B1-U0-G1	B1-U0-G2	B1-U0-G2	B1-U0-G2	B1-U0-G2
	T4W (Type IV Wide)	Lumens	2,327	2,918	3,738	4,867	5,957	6,225	5,409	6,783	8,689	10,917	11,861
		Lumens per Watt	127.9	124.7	116.8	111.4	103.6	99.6	148.6	144.9	135.8	131.1	108.5
		BUG Rating	B1-U0-G1	B1-U0-G1	B1-U0-G1	B1-U0-G2	B1-U0-G2	B1-U0-G2	B1-U0-G2	B1-U0-G2	B2-U0-G2	B2-U0-G3	B2-U0-G3
	T4W-HSS (Type IV Wide House Side Shield)	Lumens	1,686	2,114	2,708	3,527	4,316	4,511	3,920	4,915	6,296	7,911	8,595
		Lumens per Watt	92.7	90.4	84.6	80.7	75.1	72.2	107.7	105	98.4	95	78.6
		BUG Rating	B0-U0-G1	B0-U0-G1	B0-U0-G1	B0-U0-G1	B1-U0-G2	B1-U0-G2	B1-U0-G2	B1-U0-G2	B1-U0-G2	B1-U0-G2	B1-U0-G2
	SL2 (Type II w/ Spill Control)	Lumens	2,287	2,868	3,674	4,784	5,855	6,119	5,317	6,666	8,540	10,730	11,658
		Lumens per Watt	125.7	122.6	114.8	109.5	101.8	97.9	146.1	142.4	133.4	128.8	106.7
		BUG Rating	B1-U0-G1	B1-U0-G1	B1-U0-G2	B1-U0-G2	B1-U0-G2	B1-U0-G2	B1-U0-G2	B1-U0-G2	B2-U0-G3	B2-U0-G3	B2-U0-G3
	SL2-HSS (Type II w/ Spill Control, House Side Shield)	Lumens	1,854	2,324	2,977	3,877	4,744	4,958	4,308	5,402	6,920	8,695	9,447
		Lumens per Watt	101.8	99.3	93	88.7	82.5	79.3	118.4	115.4	108.1	104.4	86.4
		BUG Rating	B0-U0-G1	B0-U0-G1	B1-U0-G1	B1-U0-G1	B1-U0-G1	B1-U0-G1	B1-U0-G1	B1-U0-G2	B1-U0-G2	B1-U0-G2	B1-U0-G2
	SL3 (Type III w/ Spill Control)	Lumens	2,285	2,864	3,669	4,778	5,848	6,111	5,310	6,658	8,529	10,717	11,643
		Lumens per Watt	125.5	122.4	114.7	109.3	101.7	97.8	145.9	142.3	133.3	128.7	106.5
		BUG Rating	B1-U0-G1	B1-U0-G1	B1-U0-G2	B1-U0-G2	B1-U0-G2	B1-U0-G2	B1-U0-G2	B1-U0-G2	B1-U0-G3	B2-U0-G3	B2-U0-G3
	SL3-HSS (Type III w/ Spill Control, House Side Shield)	Lumens	1,905	2,388	3,059	3,984	4,876	5,096	4,428	5,552	7,112	8,936	9,709
		Lumens per Watt	104.7	102.1	95.6	91.2	84.8	81.5	121.6	118.6	111.1	107.3	88.8
		BUG Rating	B0-U0-G1	B0-U0-G1	B1-U0-G1	B1-U0-G1	B1-U0-G2	B1-U0-G2	B1-U0-G1	B1-U0-G2	B1-U0-G2	B1-U0-G2	B1-U0-G2
	SL4 (Type III w/ Spill Control)	Lumens	2,247	2,817	3,609	4,700	5,751	6,011	5,223	6,549	8,389	10,541	11,452
		Lumens per Watt	123.5	120.4	112.8	107.5	100	96.2	143.5	139.9	131.1	126.1	103.1
		BUG Rating	B0-U0-G1	B1-U0-G1	B1-U0-G1	B1-U0-G2	B1-U0-G2	B1-U0-G2	B1-U0-G2	B1-U0-G2	B1-U0-G3	B1-U0-G3	B1-U0-G3

DRC



## Energy and Performance Data

## SA Performance

[Supplemental Performance Guide](#)

CCT	Optics		1A (350mA)	1B (450mA)	1C (600mA)	1D (800mA)	1E (1050mA)	1F (1200mA)	2A (350mA)	2B (450mA)	2C (600mA)	2D (800mA)	2E (1050mA)
740	SL4-HSS (Type III w/ Spill Control, House Side Shield)	Lumens	1,904	2,387	3,058	3,982	4,873	5,093	4,426	5,549	7,109	8,932	9,704
		Lumens per Watt	104.6	102	95.6	91.1	84.8	81.5	121.6	118.6	111.1	107.2	88.8
		BUG Rating	B0-U0-G1	B0-U0-G1	B0-U0-G1	B1-U0-G1	B1-U0-G2	B1-U0-G2	B1-U0-G2	B1-U0-G2	B1-U0-G2	B1-U0-G2	B1-U0-G2
	SLR (90° Spill Light Eliminator Right)	Lumens	1,998	2,505	3,209	4,179	5,115	5,345	4,645	5,824	7,461	9,374	10,184
		Lumens per Watt	109.8	107.1	100.3	95.6	89	85.5	127.6	124.4	116.6	112.5	93.2
		BUG Rating	B0-U0-G1	B1-U0-G1	B1-U0-G2	B1-U0-G2	B1-U0-G2	B1-U0-G2	B1-U0-G2	B1-U0-G2	B1-U0-G3	B2-U0-G3	B2-U0-G3
	SLR-HSS (90° Spill Light Eliminator Right, House Side Shield)	Lumens	1,657	2,077	2,661	3,465	4,240	4,432	3,851	4,828	6,185	7,771	8,443
		Lumens per Watt	91	88.8	83.1	79.3	73.7	70.9	105.8	103.2	96.6	93.3	77.2
		BUG Rating	B0-U0-G1	B0-U0-G1	B1-U0-G1	B1-U0-G1	B1-U0-G1	B1-U0-G1	B1-U0-G1	B1-U0-G1	B1-U0-G2	B1-U0-G2	B1-U0-G2
	SLL (90° Spill Light Eliminator Left)	Lumens	1,998	2,505	3,209	4,179	5,115	5,345	4,645	5,824	7,461	9,374	10,184
		Lumens per Watt	109.8	107.1	100.3	95.6	89	85.5	127.6	124.4	116.6	112.5	93.2
		BUG Rating	B0-U0-G1	B1-U0-G1	B1-U0-G2	B1-U0-G2	B1-U0-G2	B1-U0-G2	B1-U0-G2	B1-U0-G2	B1-U0-G3	B2-U0-G3	B2-U0-G3
	SLL-HSS (90° Spill Light Eliminator Left, House Side Shield)	Lumens	1,657	2,077	2,661	3,465	4,240	4,432	3,851	4,828	6,185	7,771	8,443
		Lumens per Watt	91	88.8	83.1	79.3	73.7	70.9	105.8	103.2	96.6	93.3	77.2
		BUG Rating	B0-U0-G1	B0-U0-G1	B1-U0-G1	B1-U0-G1	B1-U0-G1	B1-U0-G1	B1-U0-G1	B1-U0-G1	B1-U0-G2	B1-U0-G2	B1-U0-G2
827	T1 (Type I)	Lumens	1,685	2,113	2,706	3,524	4,313	4,507	3,917	4,911	6,291	7,904	8,588
		Lumens per Watt	93	90	85	81	75	72	108	105	98	95	79
		BUG Rating	B1-U0-G1	B1-U0-G1	B2-U0-G2	B2-U0-G2	B2-U0-G2	B2-U0-G2	B2-U0-G2	B2-U0-G2	B3-U0-G3	B3-U0-G3	B3-U0-G3
	T2 (Type II)	Lumens	1,694	2,124	2,721	3,544	4,337	4,533	3,939	4,938	6,326	7,949	8,636
		Lumens per Watt	93.1	90.8	85	81.1	75.4	72.5	108.2	105.5	98.8	95.4	79
		BUG Rating	B1-U0-G1	B1-U0-G1	B1-U0-G1	B1-U0-G1	B1-U0-G1	B1-U0-G1	B1-U0-G1	B1-U0-G1	B1-U0-G2	B2-U0-G2	B2-U0-G2
	T2-HSS (Type II House Side Shield)	Lumens	1,228	1,540	1,973	2,569	3,144	3,286	2,855	3,580	4,586	5,762	6,260
		Lumens per Watt	67.5	65.8	61.6	58.8	54.7	52.6	78.4	76.5	71.7	69.2	57.3
		BUG Rating	B0-U0-G0	B0-U0-G0	B0-U0-G1	B1-U0-G1	B1-U0-G1	B1-U0-G1	B1-U0-G1	B1-U0-G1	B1-U0-G1	B1-U0-G1	B1-U0-G2
	T3 (Type III)	Lumens	1,716	2,152	2,756	3,590	4,393	4,591	3,990	5,002	6,408	8,051	8,747
		Lumens per Watt	94.3	92	86.1	82.1	76.4	73.5	109.6	106.9	100.1	96.7	80
		BUG Rating	B0-U0-G1	B1-U0-G1	B1-U0-G1	B1-U0-G1	B1-U0-G1	B1-U0-G1	B1-U0-G1	B1-U0-G1	B1-U0-G2	B2-U0-G2	B2-U0-G2

DRC

## Energy and Performance Data

## SA Performance

 Supplemental Performance Guide

CCT	Optics		1A (350mA)	1B (450mA)	1C (600mA)	1D (800mA)	1E (1050mA)	1F (1200mA)	2A (350mA)	2B (450mA)	2C (600mA)	2D (800mA)	2E (1050mA)
827	T3-HSS (Type III House Side Shield)	Lumens	1,238	1,552	1,989	2,590	3,169	3,312	2,878	3,609	4,623	5,808	6,310
		Lumens per Watt	68	66.3	62.1	59.3	55.1	53	79.1	77.1	72.2	69.7	57.7
		BUG Rating	B0-U0-G0	B0-U0-G0	B0-U0-G1	B0-U0-G1	B1-U0-G1	B1-U0-G1	B0-U0-G1	B1-U0-G1	B1-U0-G1	B1-U0-G2	B1-U0-G2
	T4FT (Type IV Forward Throw)	Lumens	1,698	2,128	2,726	3,550	4,345	4,541	3,946	4,947	6,338	7,963	8,652
		Lumens per Watt	93.3	91	85.2	81.2	75.6	72.7	108.4	105.7	99	95.6	79.2
		BUG Rating	B0-U0-G1	B1-U0-G1	B1-U0-G1	B1-U0-G2	B1-U0-G2	B1-U0-G2	B1-U0-G2	B1-U0-G2	B1-U0-G2	B1-U0-G3	B2-U0-G3
	T4FT-HSS (Type IV Forward Throw House Side Shield)	Lumens	1,231	1,544	1,977	2,575	3,151	3,293	2,862	3,588	4,597	5,776	6,275
		Lumens per Watt	67.6	66	61.8	58.9	54.8	52.7	78.6	76.7	71.8	69.3	57.4
		BUG Rating	B0-U0-G1	B0-U0-G1	B0-U0-G1	B0-U0-G1	B1-U0-G1	B1-U0-G1	B0-U0-G1	B1-U0-G1	B1-U0-G2	B1-U0-G2	B1-U0-G2
	T4W (Type IV Wide)	Lumens	1,711	2,145	2,748	3,578	4,379	4,576	3,977	4,986	6,387	8,025	8,719
		Lumens per Watt	94	91.7	85.9	81.9	76.2	73.2	109.2	106.5	99.8	96.3	79.8
		BUG Rating	B1-U0-G1	B1-U0-G1	B1-U0-G1	B1-U0-G1	B1-U0-G2	B1-U0-G2	B1-U0-G2	B1-U0-G2	B1-U0-G2	B2-U0-G2	B2-U0-G2
	T4W-HSS (Type IV Wide House Side Shield)	Lumens	1,240	1,554	1,991	2,593	3,173	3,316	2,882	3,613	4,628	5,815	6,318
		Lumens per Watt	68.1	66.4	62.2	59.3	55.2	53.1	79.2	77.2	72.3	69.8	57.8
		BUG Rating	B0-U0-G1	B0-U0-G1	B0-U0-G1	B0-U0-G1	B0-U0-G1	B0-U0-G1	B0-U0-G1	B0-U0-G1	B1-U0-G2	B1-U0-G2	B1-U0-G2
	SL2 (Type II w/ Spill Control)	Lumens	1,681	2,108	2,700	3,517	4,304	4,498	3,908	4,900	6,278	7,887	8,570
		Lumens per Watt	92.4	90.1	84.4	80.5	74.8	72	107.4	104.7	98.1	94.7	78.4
		BUG Rating	B1-U0-G1	B1-U0-G1	B1-U0-G1	B1-U0-G2	B1-U0-G2	B1-U0-G2	B1-U0-G2	B1-U0-G2	B1-U0-G2	B2-U0-G3	B2-U0-G3
	SL2-HSS (Type II w/ Spill Control, House Side Shield)	Lumens	1,363	1,708	2,188	2,850	3,488	3,645	3,167	3,971	5,087	6,392	6,944
		Lumens per Watt	74.9	73	68.4	65.2	60.7	58.3	87	84.9	79.5	76.7	63.5
		BUG Rating	B0-U0-G1	B0-U0-G1	B0-U0-G1	B1-U0-G1	B1-U0-G1	B1-U0-G1	B1-U0-G1	B1-U0-G1	B1-U0-G1	B1-U0-G2	B1-U0-G2
	SL3 (Type III w/ Spill Control)	Lumens	1,679	2,106	2,697	3,512	4,299	4,492	3,904	4,895	6,270	7,878	8,559
		Lumens per Watt	92.3	90	84.3	80.4	74.8	71.9	107.2	104.6	98	94.6	78.3
		BUG Rating	B0-U0-G1	B1-U0-G1	B1-U0-G1	B1-U0-G2	B1-U0-G2	B1-U0-G2	B1-U0-G2	B1-U0-G2	B1-U0-G2	B1-U0-G3	B1-U0-G3
	SL3-HSS (Type III w/ Spill Control, House Side Shield)	Lumens	1,400	1,756	2,249	2,929	3,584	3,746	3,255	4,081	5,228	6,569	7,137
		Lumens per Watt	76.9	75	70.3	67	62.3	59.9	89.4	87.2	81.7	78.9	65.3
		BUG Rating	B0-U0-G1	B0-U0-G1	B0-U0-G1	B1-U0-G1	B1-U0-G1	B1-U0-G1	B1-U0-G1	B1-U0-G1	B1-U0-G2	B1-U0-G2	B1-U0-G2
	SL4 (Type III w/ Spill Control)	Lumens	1,652	2,071	2,653	3,455	4,228	4,418	3,839	4,814	6,167	7,748	8,418
		Lumens per Watt	90.8	88.5	82.9	79.1	73.5	70.7	105.5	102.9	96.4	93	77
		BUG Rating	B0-U0-G1	B0-U0-G1	B0-U0-G1	B1-U0-G1	B1-U0-G2	B1-U0-G2	B1-U0-G2	B1-U0-G2	B1-U0-G2	B1-U0-G2	B1-U0-G3
	SL4-HSS (Type III w/ Spill Control, House Side Shield)	Lumens	1,400	1,755	2,248	2,927	3,582	3,744	3,253	4,079	5,226	6,566	7,133
		Lumens per Watt	76.9	75	70.2	67	62.3	59.9	89.4	87.2	81.6	78.8	65.3
		BUG Rating	B0-U0-G1	B0-U0-G1	B0-U0-G1	B0-U0-G1	B0-U0-G1	B1-U0-G1	B0-U0-G1	B1-U0-G1	B1-U0-G2	B1-U0-G2	B1-U0-G2
	SLR (90° Spill Light Eliminator Right)	Lumens	1,469	1,842	2,359	3,072	3,760	3,929	3,414	4,281	5,484	6,891	7,487
		Lumens per Watt	80.7	78.7	73.7	70.3	65.4	62.9	93.8	91.5	85.7	82.7	68.5
		BUG Rating	B0-U0-G1	B0-U0-G1	B1-U0-G1	B1-U0-G1	B1-U0-G2	B1-U0-G2	B1-U0-G2	B1-U0-G2	B1-U0-G2	B1-U0-G2	B1-U0-G3
	SLR-HSS (90° Spill Light Eliminator Right, House Side Shield)	Lumens	1,218	1,527	1,956	2,547	3,117	3,258	2,831	3,549	4,547	5,713	6,207
		Lumens per Watt	66.9	65.2	61.1	58.3	54.2	52.1	77.8	75.8	71.8	69.3	57.4
		BUG Rating	B0-U0-G1	B0-U0-G1	B0-U0-G1	B1-U0-G1	B1-U0-G1	B1-U0-G1	B1-U0-G1	B1-U0-G1	B1-U0-G1	B1-U0-G2	B1-U0-G2

DRC

## Energy and Performance Data

## SA Performance

 Supplemental Performance Guide

CCT	Optics		1A (350mA)	1B (450mA)	1C (600mA)	1D (800mA)	1E (1050mA)	1F (1200mA)	2A (350mA)	2B (450mA)	2C (600mA)	2D (800mA)	2E (1050mA)
827	SLL (90° Spill Light Eliminator Left)	Lumens	1,469	1,842	2,359	3,072	3,760	3,929	3,414	4,281	5,484	6,891	7,487
		Lumens per Watt	80.7	78.7	73.7	70.3	65.4	62.9	93.8	91.5	85.7	82.7	68.5
		BUG Rating	B0-U0-G1	B0-U0-G1	B1-U0-G1	B1-U0-G1	B1-U0-G2	B1-U0-G2	B1-U0-G2	B1-U0-G2	B1-U0-G2	B1-U0-G2	B1-U0-G3
	SLL-HSS (90° Spill Light Eliminator Left, House Side Shield)	Lumens	1,218	1,527	1,956	2,547	3,117	3,258	2,831	3,549	4,547	5,713	6,207
		Lumens per Watt	66.9	65.2	61.1	58.3	54.2	52.1	77.8	75.8	71	68.6	56.8
		BUG Rating	B0-U0-G1	B0-U0-G1	B0-U0-G1	B1-U0-G1	B1-U0-G1	B1-U0-G1	B1-U0-G1	B1-U0-G1	B1-U0-G1	B1-U0-G2	B1-U0-G2
830	T1 (Type I)	Lumens	1,821	2,284	2,925	3,809	4,662	4,872	4,234	5,308	6,800	8,544	9,283
		Lumens per Watt	100	98	91	87	81	78	116	113	106	103	85
		BUG Rating	B1-U0-G1	B1-U0-G1	B2-U0-G2	B2-U0-G2	B2-U0-G2	B2-U0-G2	B2-U0-G2	B2-U0-G2	B3-U0-G3	B3-U0-G3	B3-U0-G3
	T2 (Type II)	Lumens	1,832	2,296	2,942	3,831	4,688	4,900	4,258	5,338	6,838	8,592	9,335
		Lumens per Watt	100.6	98.1	91.9	87.7	81.5	78.4	117	114.1	106.8	103.1	85.4
		BUG Rating	B1-U0-G1	B1-U0-G1	B1-U0-G1	B1-U0-G1	B1-U0-G1	B1-U0-G1	B1-U0-G1	B1-U0-G1	B1-U0-G2	B2-U0-G2	B2-U0-G2
	T2-HSS (Type II House Side Shield)	Lumens	1,328	1,665	2,132	2,777	3,398	3,552	3,086	3,870	4,957	6,228	6,767
		Lumens per Watt	73	71.1	66.6	63.5	59.1	56.8	84.8	82.7	77.5	74.8	61.9
		BUG Rating	B0-U0-G0	B0-U0-G1	B0-U0-G1	B1-U0-G1	B1-U0-G1	B1-U0-G1	B1-U0-G1	B1-U0-G1	B1-U0-G1	B1-U0-G2	B1-U0-G2
	T3 (Type III)	Lumens	1,855	2,326	2,980	3,880	4,749	4,963	4,312	5,407	6,927	8,703	9,455
		Lumens per Watt	101.9	99.4	93.1	88.8	82.6	79.4	118.5	115.5	108.2	104.5	86.5
		BUG Rating	B1-U0-G1	B1-U0-G1	B1-U0-G1	B1-U0-G1	B1-U0-G1	B1-U0-G1	B1-U0-G1	B1-U0-G2	B1-U0-G2	B2-U0-G2	B2-U0-G2
	T3-HSS (Type III House Side Shield)	Lumens	1,338	1,678	2,149	2,799	3,426	3,580	3,111	3,901	4,997	6,278	6,821
		Lumens per Watt	73.5	71.7	67.2	64.1	59.6	57.3	85.5	83.3	78.1	75.4	62.4
		BUG Rating	B0-U0-G0	B0-U0-G1	B0-U0-G1	B0-U0-G1	B1-U0-G1	B1-U0-G1	B1-U0-G1	B1-U0-G1	B1-U0-G2	B1-U0-G2	B1-U0-G2
	T4FT (Type IV Forward Throw)	Lumens	1,835	2,301	2,947	3,838	4,697	4,908	4,265	5,348	6,851	8,608	9,352
		Lumens per Watt	100.8	98.3	92.1	87.8	81.7	78.5	117.2	114.3	107	103.3	85.6
		BUG Rating	B1-U0-G1	B1-U0-G1	B1-U0-G1	B1-U0-G2	B1-U0-G2	B1-U0-G2	B1-U0-G2	B1-U0-G2	B1-U0-G2	B2-U0-G3	B2-U0-G3
	T4FT-HSS (Type IV Forward Throw House Side Shield)	Lumens	1,331	1,669	2,137	2,783	3,406	3,560	3,094	3,879	4,969	6,243	6,783
		Lumens per Watt	73.1	71.3	66.8	63.7	59.2	57	85	82.9	77.6	74.9	62.1
		BUG Rating	B0-U0-G1	B0-U0-G1	B0-U0-G1	B0-U0-G1	B1-U0-G1	B1-U0-G1	B1-U0-G1	B1-U0-G1	B1-U0-G2	B1-U0-G2	B1-U0-G2
	T4W (Type IV Wide)	Lumens	1,849	2,318	2,970	3,868	4,733	4,947	4,298	5,389	6,904	8,675	9,425
		Lumens per Watt	101.6	99.1	92.8	88.5	82.3	79.1	118.1	115.2	107.9	104.1	86.2
		BUG Rating	B1-U0-G1	B1-U0-G1	B1-U0-G1	B1-U0-G1	B1-U0-G2	B1-U0-G2	B1-U0-G2	B1-U0-G2	B1-U0-G2	B2-U0-G2	B2-U0-G3
	T4W-HSS (Type IV Wide House Side Shield)	Lumens	1,340	1,680	2,152	2,803	3,430	3,585	3,115	3,905	5,003	6,286	6,830
		Lumens per Watt	73.6	71.8	67.3	64.1	59.6	57.4	85.6	83.4	78.2	75.5	62.5
		BUG Rating	B0-U0-G1	B0-U0-G1	B0-U0-G1	B0-U0-G1	B0-U0-G1	B0-U0-G1	B0-U0-G1	B1-U0-G2	B1-U0-G2	B1-U0-G2	B1-U0-G2
	SL2 (Type II w/ Spill Control)	Lumens	1,818	2,279	2,919	3,801	4,652	4,862	4,225	5,297	6,786	8,526	9,263
		Lumens per Watt	99.9	97.4	91.2	87	80.9	77.8	116.1	113.2	106	102.4	84.7
		BUG Rating	B1-U0-G1	B1-U0-G1	B1-U0-G1	B1-U0-G2	B1-U0-G2	B1-U0-G2	B1-U0-G2	B1-U0-G2	B2-U0-G2	B2-U0-G3	B2-U0-G3
	SL2-HSS (Type II w/ Spill Control, House Side Shield)	Lumens	1,473	1,847	2,365	3,080	3,770	3,940	3,423	4,292	5,499	6,909	7,506
		Lumens per Watt	80.9	78.9	73.9	70.5	65.6	63	94	91.7	85.9	82.9	68.7
		BUG Rating	B0-U0-G1	B0-U0-G1	B0-U0-G1	B1-U0-G1	B1-U0-G1	B1-U0-G1	B1-U0-G1	B1-U0-G1	B1-U0-G2	B1-U0-G2	B1-U0-G2
	SL3 (Type III w/ Spill Control)	Lumens	1,815	2,276	2,915	3,797	4,646	4,856	4,220	5,291	6,778	8,516	9,252
		Lumens per Watt	99.7	97.3	91.1	86.9	80.8	77.7	115.9	113	105.9	102.2	84.6
		BUG Rating	B0-U0-G1	B1-U0-G1	B1-U0-G1	B1-U0-G2	B1-U0-G2	B1-U0-G2	B1-U0-G2	B1-U0-G2	B1-U0-G2	B1-U0-G3	B2-U0-G3

DRC

Energy and Performance Data

SA Performance

 Supplemental Performance Guide

CCT	Optics		1A (350mA)	1B (450mA)	1C (600mA)	1D (800mA)	1E (1050mA)	1F (1200mA)	2A (350mA)	2B (450mA)	2C (600mA)	2D (800mA)	2E (1050mA)
830	SL3-HSS (Type III w/ Spill Control, House Side Shield)	Lumens	1,514	1,898	2,431	3,166	3,874	4,049	3,518	4,411	5,651	7,100	7,714
		Lumens per Watt	83.2	81.1	76	72.4	67.4	64.8	96.7	94.3	88.3	85.2	70.6
		BUG Rating	B0-U0-G1	B0-U0-G1	B0-U0-G1	B1-U0-G1	B1-U0-G1	B1-U0-G1	B1-U0-G1	B1-U0-G1	B1-U0-G2	B1-U0-G2	B1-U0-G2
	SL4 (Type III w/ Spill Control)	Lumens	1,785	2,239	2,868	3,734	4,570	4,776	4,150	5,204	6,666	8,376	9,100
		Lumens per Watt	98.1	95.7	89.6	85.5	79.5	76.4	114	111.2	104.2	100.5	83.3
		BUG Rating	B0-U0-G1	B0-U0-G1	B1-U0-G1	B1-U0-G2	B1-U0-G2	B1-U0-G2	B1-U0-G2	B1-U0-G2	B1-U0-G2	B1-U0-G3	B1-U0-G3
	SL4-HSS (Type III w/ Spill Control, House Side Shield)	Lumens	1,513	1,897	2,430	3,164	3,872	4,047	3,517	4,409	5,649	7,097	7,711
		Lumens per Watt	83.1	81.1	75.9	72.4	67.3	64.8	96.6	94.2	88.3	85.2	70.5
		BUG Rating	B0-U0-G1	B0-U0-G1	B0-U0-G1	B0-U0-G1	B1-U0-G1	B1-U0-G1	B0-U0-G1	B1-U0-G2	B1-U0-G2	B1-U0-G2	B1-U0-G2
	SLR (90° Spill Light Eliminator Right)	Lumens	1,588	1,991	2,550	3,321	4,064	4,247	3,691	4,628	5,928	7,448	8,093
		Lumens per Watt	87.2	85.1	79.7	76	70.7	68	101.4	98.9	92.6	89.4	74
		BUG Rating	B0-U0-G1	B0-U0-G1	B1-U0-G1	B1-U0-G2	B1-U0-G2	B1-U0-G2	B1-U0-G2	B1-U0-G2	B1-U0-G2	B1-U0-G3	B1-U0-G3
	SLR-HSS (90° Spill Light Eliminator Right, House Side Shield)	Lumens	1,316	1,650	2,114	2,753	3,369	3,521	3,060	3,837	4,915	6,175	6,709
		Lumens per Watt	72.3	70.5	66.1	63	58.6	56.3	84.1	82	76.8	74.1	61.4
		BUG Rating	B0-U0-G1	B0-U0-G1	B0-U0-G1	B1-U0-G1	B1-U0-G1	B1-U0-G1	B1-U0-G1	B1-U0-G1	B1-U0-G2	B1-U0-G2	B1-U0-G2
	SLL (90° Spill Light Eliminator Left)	Lumens	1,588	1,991	2,550	3,321	4,064	4,247	3,691	4,628	5,928	7,448	8,093
		Lumens per Watt	87.2	85.1	79.7	76	70.7	68	101.4	98.9	92.6	89.4	74
		BUG Rating	B0-U0-G1	B0-U0-G1	B1-U0-G1	B1-U0-G2	B1-U0-G2	B1-U0-G2	B1-U0-G2	B1-U0-G2	B1-U0-G2	B1-U0-G3	B1-U0-G3
	SLL-HSS (90° Spill Light Eliminator Left, House Side Shield)	Lumens	1,316	1,650	2,114	2,753	3,369	3,521	3,060	3,837	4,915	6,175	6,709
		Lumens per Watt	72.3	70.5	66.1	63	58.6	56.3	84.1	82	76.8	74.1	61.4
		BUG Rating	B0-U0-G1	B0-U0-G1	B0-U0-G1	B1-U0-G1	B1-U0-G1	B1-U0-G1	B1-U0-G1	B1-U0-G1	B1-U0-G2	B1-U0-G2	B1-U0-G2
835	T1 (Type I)	Lumens	1,889	2,368	3,033	3,950	4,834	5,052	4,390	5,505	7,052	8,860	9,626
		Lumens per Watt	104	101	95	90	84	81	121	118	110	106	88
		BUG Rating	B1-U0-G1	B1-U0-G1	B2-U0-G2	B2-U0-G2	B2-U0-G2	B2-U0-G2	B2-U0-G2	B3-U0-G3	B3-U0-G3	B3-U0-G3	B3-U0-G3
	T2 (Type II)	Lumens	1,899	2,381	3,050	3,973	4,862	5,081	4,415	5,536	7,091	8,910	9,680
		Lumens per Watt	104.4	101.8	95.3	90.9	84.5	81.3	121.3	118.3	110.8	107	88.6
		BUG Rating	B1-U0-G1	B1-U0-G1	B1-U0-G1	B1-U0-G1	B1-U0-G1	B1-U0-G1	B1-U0-G1	B1-U0-G1	B1-U0-G2	B2-U0-G2	B2-U0-G2
	T2-HSS (Type II House Side Shield)	Lumens	1,377	1,726	2,211	2,880	3,524	3,683	3,200	4,013	5,141	6,459	7,017
		Lumens per Watt	75.6	73.8	69.1	65.9	61.3	58.9	87.9	85.7	80.3	77.5	64.2
		BUG Rating	B0-U0-G0	B0-U0-G1	B0-U0-G1	B1-U0-G1	B1-U0-G1	B1-U0-G1	B1-U0-G1	B1-U0-G1	B1-U0-G1	B1-U0-G2	B1-U0-G2
	T3 (Type III)	Lumens	1,924	2,412	3,090	4,024	4,924	5,146	4,472	5,607	7,183	9,025	9,805
		Lumens per Watt	105.7	103.1	96.6	92.1	85.6	82.3	122.9	119.8	110.2	106.9	89.7
		BUG Rating	B1-U0-G1	B1-U0-G1	B1-U0-G1	B1-U0-G1	B1-U0-G1	B1-U0-G1	B1-U0-G1	B1-U0-G2	B1-U0-G2	B1-U0-G2	B1-U0-G2

**DRC**

## Energy and Performance Data

## SA Performance

 Supplemental Performance Guide

CCT	Optics		1A (350mA)	1B (450mA)	1C (600mA)	1D (800mA)	1E (1050mA)	1F (1200mA)	2A (350mA)	2B (450mA)	2C (600mA)	2D (800mA)	2E (1050mA)
835	T3-HSS (Type III House Side Shield)	Lumens	1,388	1,740	2,229	2,903	3,552	3,713	3,226	4,045	5,182	6,511	7,073
		Lumens per Watt	76.3	74.4	69.7	66.4	61.8	59.4	88.6	86.4	81	78.2	64.7
		BUG Rating	B0-U0-G0	B0-U0-G1	B0-U0-G1	B0-U0-G1	B1-U0-G1	B1-U0-G1	B1-U0-G1	B1-U0-G1	B1-U0-G2	B1-U0-G2	B1-U0-G2
	T4FT (Type IV Forward Throw)	Lumens	1,903	2,386	3,056	3,980	4,870	5,090	4,423	5,546	7,104	8,926	9,698
		Lumens per Watt	104.5	101.9	95.5	91.1	84.7	81.4	121.5	118.5	111	107.2	88.7
		BUG Rating	B1-U0-G1	B1-U0-G1	B1-U0-G1	B1-U0-G2	B1-U0-G2	B1-U0-G2	B1-U0-G2	B1-U0-G2	B1-U0-G2	B2-U0-G3	B2-U0-G3
	T4FT-HSS (Type IV Forward Throw House Side Shield)	Lumens	1,380	1,730	2,217	2,886	3,532	3,692	3,208	4,022	5,153	6,474	7,034
		Lumens per Watt	75.8	73.9	69.3	66.1	61.4	59.1	88.1	85.9	80.5	77.7	64.4
		BUG Rating	B0-U0-G1	B0-U0-G1	B0-U0-G1	B1-U0-G1	B1-U0-G1	B1-U0-G1	B1-U0-G1	B1-U0-G2	B1-U0-G2	B1-U0-G2	B1-U0-G2
	T4W (Type IV Wide)	Lumens	1,918	2,404	3,080	4,011	4,908	5,130	4,457	5,589	7,159	8,995	9,773
		Lumens per Watt	105.4	102.7	96.2	91.8	85.4	82.1	122.5	119.4	111.9	108	89.4
		BUG Rating	B1-U0-G1	B1-U0-G1	B1-U0-G1	B1-U0-G2	B1-U0-G2	B1-U0-G2	B1-U0-G2	B1-U0-G2	B2-U0-G2	B2-U0-G3	B2-U0-G3
	T4W-HSS (Type IV Wide House Side Shield)	Lumens	1,390	1,742	2,232	2,906	3,557	3,717	3,230	4,050	5,188	6,519	7,082
		Lumens per Watt	76.3	74.5	69.7	66.5	61.9	59.5	88.7	86.5	81.1	78.3	64.8
		BUG Rating	B0-U0-G1	B0-U0-G1	B0-U0-G1	B0-U0-G1	B0-U0-G1	B0-U0-G1	B0-U0-G1	B1-U0-G2	B1-U0-G2	B1-U0-G2	B1-U0-G2
	SL2 (Type II w/ Spill Control)	Lumens	1,885	2,363	3,027	3,942	4,824	5,042	4,381	5,493	7,037	8,841	9,606
		Lumens per Watt	103.6	101	94.6	90.2	83.9	80.7	120.4	117.4	109.9	106.1	87.9
		BUG Rating	B1-U0-G1	B1-U0-G1	B1-U0-G1	B1-U0-G2	B1-U0-G2	B1-U0-G2	B1-U0-G2	B1-U0-G2	B2-U0-G2	B2-U0-G3	B2-U0-G3
	SL2-HSS (Type II w/ Spill Control, House Side Shield)	Lumens	1,527	1,915	2,453	3,194	3,909	4,086	3,550	4,451	5,702	7,165	7,784
		Lumens per Watt	83.9	81.8	76.7	73.1	68	65.4	97.5	95.1	89.1	86	71.2
		BUG Rating	B0-U0-G1	B0-U0-G1	B0-U0-G1	B1-U0-G1	B1-U0-G1	B1-U0-G1	B1-U0-G1	B1-U0-G1	B1-U0-G2	B1-U0-G2	B1-U0-G2
	SL3 (Type III w/ Spill Control)	Lumens	1,882	2,360	3,023	3,937	4,818	5,036	4,376	5,486	7,028	8,831	9,594
		Lumens per Watt	103.4	100.9	94.5	90.1	83.8	80.6	120.2	117.2	109.8	106	87.8
		BUG Rating	B0-U0-G1	B1-U0-G1	B1-U0-G1	B1-U0-G2	B1-U0-G2	B1-U0-G2	B1-U0-G2	B1-U0-G2	B1-U0-G2	B1-U0-G3	B2-U0-G3
	SL3-HSS (Type III w/ Spill Control, House Side Shield)	Lumens	1,570	1,968	2,521	3,283	4,018	4,199	3,649	4,575	5,860	7,363	8,000
		Lumens per Watt	86.2	84.1	78.8	75.1	69.9	67.2	100.2	97.7	91.6	88.4	73.2
		BUG Rating	B0-U0-G1	B0-U0-G1	B0-U0-G1	B1-U0-G1	B1-U0-G1	B1-U0-G1	B1-U0-G1	B1-U0-G1	B1-U0-G2	B1-U0-G2	B1-U0-G2
	SL4 (Type III w/ Spill Control)	Lumens	1,852	2,321	2,974	3,872	4,739	4,953	4,304	5,396	6,913	8,685	9,436
		Lumens per Watt	101.7	99.2	92.9	88.6	82.4	79.2	118.2	115.3	108	104.3	86.3
		BUG Rating	B0-U0-G1	B0-U0-G1	B1-U0-G1	B1-U0-G2	B1-U0-G2	B1-U0-G2	B1-U0-G2	B1-U0-G2	B1-U0-G2	B1-U0-G3	B1-U0-G3
	SL4-HSS (Type III w/ Spill Control, House Side Shield)	Lumens	1,569	1,967	2,520	3,281	4,016	4,197	3,647	4,572	5,858	7,360	7,996
		Lumens per Watt	86.2	84.1	78.7	75.1	69.8	67.1	100.2	97.7	91.5	88.4	73.2
		BUG Rating	B0-U0-G1	B0-U0-G1	B0-U0-G1	B0-U0-G1	B1-U0-G1	B1-U0-G1	B0-U0-G1	B1-U0-G2	B1-U0-G2	B1-U0-G2	B1-U0-G2

DRC

# Energy and Performance Data

## SA Performance

[Supplemental Performance Guide](#)

CCT	Optics		1A (350mA)	1B (450mA)	1C (600mA)	1D (800mA)	1E (1050mA)	1F (1200mA)	2A (350mA)	2B (450mA)	2C (600mA)	2D (800mA)	2E (1050mA)
835	SLR (90° Spill Light Eliminator Right)	Lumens	1,647	2,064	2,644	3,444	4,215	4,405	3,827	4,799	6,148	7,724	8,392
		Lumens per Watt	90.5	88.2	82.6	78.8	73.3	70.5	105.1	102.5	96.1	92.7	76.8
		BUG Rating	B0-U0-G1	B1-U0-G1	B1-U0-G1	B1-U0-G2	B1-U0-G2	B1-U0-G2	B1-U0-G2	B1-U0-G2	B1-U0-G2	B1-U0-G3	B1-U0-G3
	SLR-HSS (90° Spill Light Eliminator Right, House Side Shield)	Lumens	1,365	1,712	2,192	2,855	3,494	3,652	3,173	3,979	5,097	6,404	6,957
		Lumens per Watt	75	73.1	68.5	65.3	60.8	58.4	87.2	85	79.6	76.9	63.7
		BUG Rating	B0-U0-G1	B0-U0-G1	B0-U0-G1	B1-U0-G1	B1-U0-G1	B1-U0-G1	B1-U0-G1	B1-U0-G1	B1-U0-G2	B1-U0-G2	B1-U0-G2
	SLL (90° Spill Light Eliminator Left)	Lumens	1,647	2,064	2,644	3,444	4,215	4,405	3,827	4,799	6,148	7,724	8,392
		Lumens per Watt	90.5	88.2	82.6	78.8	73.3	70.5	105.1	102.5	96.1	92.7	76.8
		BUG Rating	B0-U0-G1	B1-U0-G1	B1-U0-G1	B1-U0-G2	B1-U0-G2	B1-U0-G2	B1-U0-G2	B1-U0-G2	B1-U0-G2	B1-U0-G3	B1-U0-G3
	SLL-HSS (90° Spill Light Eliminator Left, House Side Shield)	Lumens	1,365	1,712	2,192	2,855	3,494	3,652	3,173	3,979	5,097	6,404	6,957
		Lumens per Watt	75	73.1	68.5	65.3	60.8	58.4	87.2	85	79.6	76.9	63.7
		BUG Rating	B0-U0-G1	B0-U0-G1	B0-U0-G1	B1-U0-G1	B1-U0-G1	B1-U0-G1	B1-U0-G1	B1-U0-G1	B1-U0-G2	B1-U0-G2	B1-U0-G2

## SA Performance

CCT	Optics		1 Square	2 Square
Amber	T1 (TYPE I)	Lumens	747	1,736
		Lumens per Watt	37	43
		BUG Rating	B1-U0-G1	B1-U0-G1
	T2 (TYPE II)	Lumens	749	1,741
		Lumens per Watt	37	43
		BUG Rating	B0-U0-G0	B0-U0-G1
	T2-HSS (TYPE II HOUSE SIDE SHIELD)	Lumens	552	1,284
		Lumens per Watt	28	32
		BUG Rating	B0-U0-G0	B0-U0-G0
	T3 (TYPE III)	Lumens	781	1,817
		Lumens per Watt	39	45
		BUG Rating	B0-U0-G0	B1-U0-G1

CCT	Optics		1 Square	2 Square
Amber	T3-HSS (TYPE III HOUSE SIDE SHIELD)	Lumens	564	1,312
		Lumens per Watt	28	33
		BUG Rating	B0-U0-G0	B0-U0-G0
	T4FT (TYPE IV FORWARD THROW)	Lumens	760	1,768
		Lumens per Watt	38	44
		BUG Rating	B0-U0-G1	B0-U0-G1
	T4FT-HSS (TYPE IV FORWARD THROW HOUSE SIDE SHIELD)	Lumens	563	1,308
		Lumens per Watt	28	33
		BUG Rating	B0-U0-G0	B0-U0-G1
	T4W (TYPE IV WIDE)	Lumens	776	1,804
		Lumens per Watt	39	45
		BUG Rating	B0-U0-G1	B1-U0-G1

DRC

## Energy and Performance Data

### SA Performance

[Supplemental Performance Guide](#)

CCT	Optics		1 Square	2 Square
Amber	T4W-HSS (TYPE IV WIDE HOUSE SIDE SHIELD)	Lumens	559	1,299
		Lumens per Watt	28	32
		BUG Rating	B0-U0-G0	B0-U0-G1
	SL2 (TYPE II W/ SPILL CONTROL)	Lumens	773	1,797
		Lumens per Watt	38	45
		BUG Rating	B0-U0-G1	B1-U0-G1
	SL2-HSS (TYPE II W/ SPILL CON- TROL, HOUSE SIDE SHIELD)	Lumens	606	1,408
		Lumens per Watt	30	35
		BUG Rating	B0-U0-G0	B0-U0-G1
	SL3 (TYPE III W/ SPILL CONTROL)	Lumens	758	1,762
		Lumens per Watt	38	44
		BUG Rating	B0-U0-G1	B0-U0-G1

CCT	Optics		1 Square	2 Square
Amber	SL3-HSS (TYPE III W/ SPILL CON- TROL, HOUSE SIDE SHIELD)	Lumens	636	1,480
		Lumens per Watt	32	37
		BUG Rating	B0-U0-G0	B0-U0-G1
	SL4 (TYPE III W/ SPILL CONTROL)	Lumens	748	1,740
		Lumens per Watt	37	43
		BUG Rating	B0-U0-G1	B0-U0-G1
	SL4-HSS (TYPE III W/ SPILL CON- TROL, HOUSE SIDE SHIELD)	Lumens	629	1,463
		Lumens per Watt	31	36
		BUG Rating	B0-U0-G1	B0-U0-G1

## Energy and Performance Data

### Lumen Multiplier

Ambient Temperature	Lumen Multiplier
0°C	1.02
10°C	1.01
25°C	1.00
40°C	0.99
50°C	0.97

### Lumen Maintenance (TM-21)

Ambient Temperature	25,000 hours*	50,000 hours*	60,000 hours*	100,000 hours**	Theoretical L70 (Hours)**
25°C	94.4%	90.4%	89.0%	83.0%	>199,000
40°C	94.6%	90.9%	89.4%	83.9%	>212,000
50°C	91.8%	87.0%	85.2%	78.2%	>151,000

#### NOTES:

\* Supported by IESTM-21 standards

\*\* Theoretical values represent estimations commonly used; however, refer to the IES position on LED Product Lifetime Prediction, IES PS-10-18, that explains proper use of IESTM-21 and LM-80.

DRC

## Control Options

### 0-10V

This fixture is offered standard with 0-10V dimming driver(s).

### Photocontrol Options

Optional button-type photocontrol (BPC) and photocontrol receptacles (PR and PR7) provide a flexible solution to enable "dusk-to-dawn" lighting by sensing light levels. Advanced control systems compatible with NEMA 7-pin standards can be utilized with the PR7 receptacle.

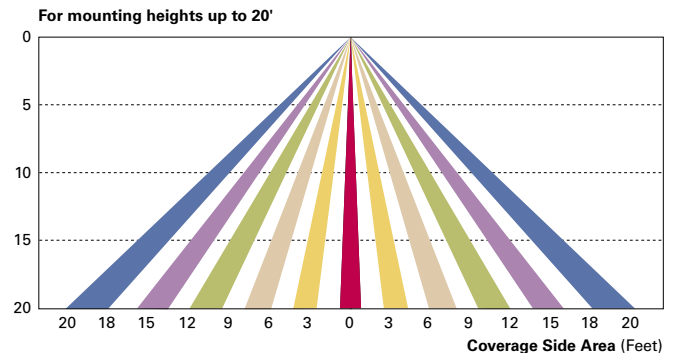
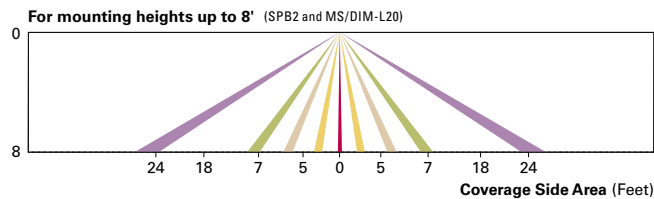
### After Hours Dim (AHD)

This feature allows photocontrol-enabled luminaires to achieve additional energy savings by dimming during scheduled portions of the night. The dimming profile will automatically take effect after a "dusk-to-dawn" period has been calculated from the photocontrol input. Specify the desired dimming profile for a simple, factory-shipped dimming solution requiring no external control wiring. Reference the After Hours Dim supplemental guide for additional information.

### Dimming Occupancy Sensor (SPB and MS/DIM)

These sensors are factory installed in the luminaire, dimming after five minutes of no motion detected. When motion is detected, the luminaire output is 100%. Includes an integral photocell that can be programmed for "dusk-to-dawn" operation. SPB motion sensors require the Sensor Configuration mobile application by Wattstopper to change factory default dimming level, time delay, sensitivity and other parameters. Available for iOS and Android devices. The MS/DIM requires the FSIR-100 programming tool to adjust factory defaults. Two lens options provide optimal coverage patterns for mounting heights up to 20'.

SPB sensor finish matched to luminaire finish		
Luminaire Finish		SPB Sensor Finish
WH	White	White
BK	Black	Black
GM	Graphite Metallic	Black
BZ	Bronze	Bronze
AP	Gray	Gray
DP	Dark Platinum	Gray



### WaveLinX Wireless Control and Monitoring System (ZD, ZW)

Operates on a wireless mesh network based on IEEE 802.15.4 standards enabling wireless control of outdoor lighting. WaveLinX and WaveLinX Lite sensors utilize the Zhaga Book 18 compliant 4-PIN receptacle (ZD or ZW), while the WOLC control module utilizes a 7-PIN receptacle. ZW option provides 4-PIN receptacle and control module to enable future installation of WaveLinX sensors. ZD option provides 4-PIN receptacle and sensor-ready (SR) driver to enable future installation of WaveLinX sensors, power monitoring, and advanced functionality. WaveLinX (SWPD4 to SWPD5) outdoor wireless sensors offer passive infrared (PIR) occupancy and photocell for closed loop daylight harvesting, and can be factory or field-installed. Sensors are factory preset to dim down to 50% after 15 minutes of no motion detected. Two lens options are available for mounting heights of 7' to 40'. Use the WaveLinX mobile application for set-up and configuration. At least one Wireless Area Controller (WAC) is required for full functionality and remote communication (including adjustment of any factory pre-sets).

### WaveLinX Wireless Outdoor Lighting Control Module (WOLC-7P-10A)

The 7-pin wireless outdoor lighting control module enables WaveLinX to control outdoor area, site and flood lighting. WaveLinX controls outdoor lighting using schedules to provide ON, OFF and dimming controls based on astronomic or time schedules based on a 7 day week